

品质承认书 Quality specification

客户 Customer:		
供应商: 广东东溢新材料科技有限公司		
Supplier: GUANGDONG DONGYI HIGH-TECH MATERIAL SCIENCE&TECHNOLOGY CO., LTD.		
产品类型 Product type: 无卤 PET 覆铜板 Halogen-free FCCL Based PET Film		
材料品名 Material name: DDEB 双面覆铜板系列 DDEB Double side FCCL Series		
编号 No.:P020 版本 Ver: A5		
制作日期 Date of production:2024/04/11		
客户确认 Customer:		
采购 Purchase:	品质 Quality:	工程 Engineering:
职务 Position:	职务 Position:	职务 Position:
备注 Note: (盖章 Seal)		
广东东溢新材料科技有限公司 GUANGDONG DONGYI HIGH-TECH MATERIAL SCIENCE&TECHNOLOGY CO., LTD		
业务 Marketing: 赵礼雄	品质 Quality:陈伟志	技术 Technical:侯松斌
职务 Position: 总监	职务 Position: 主管	职务 Position: 主管
备注 Note: (盖章 Seal)		

地址: 广东省中山市南区昌盛路22号/板芙镇智创路1号

Address: No. 22 ChangSheng Road South District, ZhongShan City, GuangDong Province /No.1 ZhiChuang Road, Banfu Town

电话 TEL: 0760-88892754 88895714 23336599

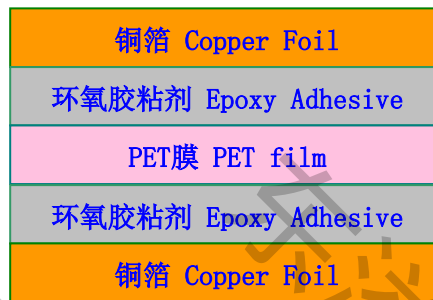
传真 FAX: 0760-23336558

此规格书为东溢公司机密文件且涉及专利保护事宜, 未经东溢公司书面签章确认同意严禁转载转发, 此规格书中所有条款内容最终解释权归东溢公司所有, 特此声明! Hereby declared that this technical datasheet is a confidential document of Dongyi and involves patent protection matters, reproduction and forwarding without the written permission of Dongyi Company is strictly prohibited, the final interpretation of all the terms and conditions in this technical datasheet belongs to Dongyi.

● 产品特性 Product Features

- 优异的耐热性和耐化学性 Outstanding thermal resistance and chemical resistance
- 卓越的电性能和绝缘性 Fine electrical performance and insulation performance
- 无卤无锑，符合 ROHS 环保指令 Halogen & antimony free, ROHS compliant

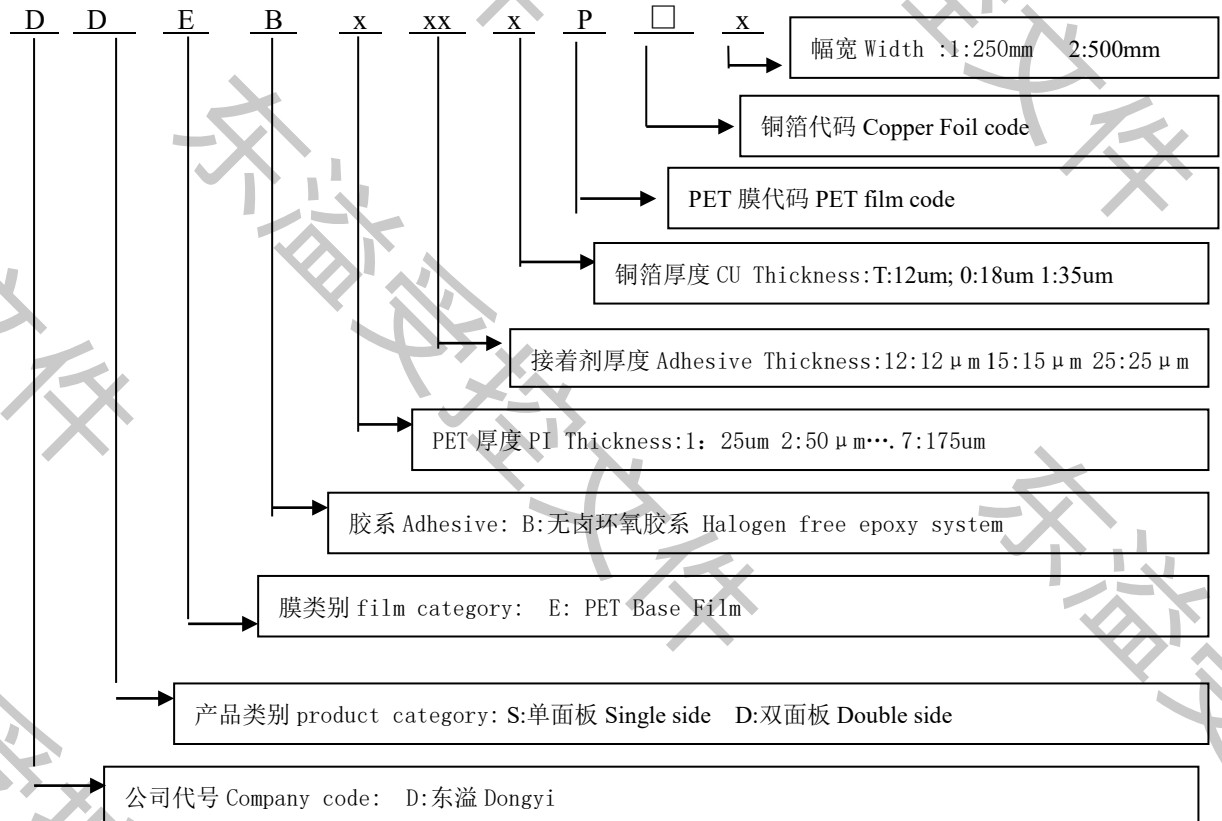
● 产品结构 Product Structure



● 编码原则 Product coding principle

品名示意图如下 The diagram is as follows:

注 Comments : □ : 表示英文字母 English alphabet ; x : 阿拉伯数字 Arabic numeral.



● 物性指标 General Properties

序号 Item	性能项目 Test Item	单位 Unit	测试条件 Test Condition	标准 Standard	测试方法 Test Method
1	厚度 Thickness	um	A	±10%	东溢规范 Dongyi Method
2	幅宽 Width	mm	A	标准 Standard +2/-0	东溢规范 Dongyi Method
3	剥离强度 Peel Strength	N/mm	A	≧0.7	IPC-TM-650-2.4.9
4	耐化学品性 Chemical Resistance	%	HCl&NaOH 2mol/L	≧20	IPC-TM-650-2.3.2
5	焊锡耐热性 Solder Resistance	---	230°C/10S	无分层、起泡 No delamination, sparkling	IPC-TM-650-2.4.13
6	尺寸稳定性 Dimensional stability	%	Method - B	≧±0.20	IPC-TM-650-2.2.4
7	吸水率 Moisture Absorption	%	D-24/23	≧2.0	IPC-TM-650-2.6.2

注 Note : A 代表常态 “A” Means normal.

● 外观管控 Appearance requirement

异常类型 Exception classes	异常大小 Abnormal size	允许个数 Allowed value (250*400mm)
杂质 Impurity	0.1~0.5mm	≧8 个 dots
垫伤 Pad injury	0.5~1mm	≧1 个 dots
气泡 Bubble	≧1mm	不允许 Not allowed
接头 Joint		≧3 个

注 Note: 产品边缘 3mm 以内异常, 不作管控要求 From the product within 3 mm of the edge of exception, don't do control requirements.

● 储存 Storage

温度 < 30°C、湿度 < 70% RH、真空包装、无腐蚀性气体的室内, 制造日期后保存 12 个月。Temperature < 30°C, humidity < 70% RH, airproof vacuumed packaging, no corrosive gas chamber for 12 months.

● 包装 Packing

1. 每一卷成品用纸管卷取。每批出货的每个规格提供一份品质检验报告 Each

此规格书为东溢公司机密文件且涉及专利保护事宜, 未经东溢公司书面签章确认同意严禁转载转发, 此规格书中所有条款内容最终解释权归东溢公司所有, 特此声明! Hereby declared that this technical datasheet is a confidential document of Dongyi and involves patent protection matters, reproduction and forwarding without the written permission of Dongyi Company is strictly prohibited, the final interpretation of all the terms and conditions in this technical datasheet belongs to Dongyi.

● 装运 Shipment

每批提供一份质量检验报告，如下表（报告格式仅供参考）：Each shipment of each specification provides a quality inspection report. The following table(Report format just for reference only):

 广东东溢新材料科技有限公司 GUANGDONG DONGYI HIGH -TECH MATERIAL SCIENCE&TECHNOLOGY CO., LTD.			
PET覆铜箔出厂检验报告			编号: JL-Q-02-004-14
日期 (Date):		客户 (customer):	
品名 (Material spec)			
批号 (Lot No.)			
PET厚度 (PI thickness) Unit: μm			
接着剂厚度 (Adhesive thickness) Unit: μm			
铜箔厚度 (Cu thickness) Unit: μm			
铜箔类型 (Copper type)			
保存期限 (Shelf life)		30°C, $70\% \text{RH}$ 保存12个月 (Below <math>30^{\circ}\text{c}< 12="" <math>70\%="" \text{rh}<="" for="" math>="" math>,="" months)<="" td=""> </math>30^{\circ}\text{c}<>	
检验项目 (Test item)	检验方法 (Test method)	品质标准 (Quality Spec)	测试结果 (Test Result)
PI+Adhesive厚度 (PI+Adhesive thickness)	东溢规范 (Unit: μm)	$\pm 10\%$	
幅宽 (width)	东溢规范 (Unit: mm)	250 +2/-0	
剥离强度 (Peel Strength)	IPC-TM-650 2.4.9 (Unit: kgf/cm)	≥ 0.6	
尺寸安定性 (Dimension Stability)	MD	IPC-TM-650 2.2.4 method B Unit: %	
	TD		
表面电阻 (Surface Resistivity)	IPC-TM-650 2.5.17 (Unit: Ω)	$\geq 10^{10}$	
体积电阻 (Volume Resistance)	IPC-TM-650 2.5.17 (Unit: $\Omega \cdot \text{cm}$)	$\geq 10^{12}$	
焊锡耐热性 (Solder Float Resistance) 210 $^{\circ}\text{C}$ /10sec	IPC-TM-650 2.4.13	无分层起泡 (No Blistering or Delamination)	
产品判定结果			
备注:			
1. 以上测试数据仅供参考。			
2. 上述产品不含 [RoHS] 所规定的禁用物质。			
3. 180度垂直拉铜面测试剥离标准: $\geq 0.6 \text{kgf/cm}$ 。			
地址: 广东省中山市南区昌盛路22号 电话: 0760-23338784 传真: 0760-23336558 邮编: 528455			
审核 (APPROVED BY):		检验员 (CHECKED BY):	

●物性测试方法 Properties Test Method

剥离强度检验方法 Peel Test Method

1、范围 The range:

本检验方法适用本公司覆铜板产品剥离强度之量测。This test method for FCCL measurement of peel strength.

2、检测仪器 Testing instruments:

剥离强度测试仪 Peel strength testing instruments

3、样品制作 The sample:

取样品裁切 28×25cm (MD×TD) 一张, 按 3.175mm 做出线路, 然后用打火机烧开, 使得 PET 膜与铜箔分开, 然后用手撕开约 3cm。The sample cut 28 * 25cm (MD * TD), according to the 3.175mm line, and then use the lighter to burn, making PET film and copper foil separately, and then hand torn about 3cm.

4、样品测试 The sample test:

a) 把覆铜板用双面胶固定在测试仪的滚轮上, 用夹具夹住铜箔一端, 与滚轮垂直, 然后匀速上升, 每隔 1 秒, 按打印机一次, 共打印出 15~30 个数据即可, 取打印数据的平均值作为此条样品的剥离强度值。The samples with double-sided adhesive fixed on the roller tester, fixture for clipping the copper foil at one end, and vertical roller, and then rising at a constant speed, every 1 second, print 1 data, print out together 15 ~ 30 data, take the print data as the average of the peel strength value of this sample.

b) 注意事项: 剥离机上升速度: 50mm/min, 剥离距离: 10~20mm; 拉铜箔、样品与滚轮垂直。Note: machine rise: 50 mm/min, stripping distance: 10 ~ 20 mm; Pull copper foil, samples and vertical roller.

5、公式计算 Formula to calculate:

$$\text{剥离强度 Peel strength} = \frac{\text{拉力 Tensile force (kgf)}}{\text{宽度 The width (cm)}}$$

注: 以上规范参考 IPC-TM-650, Method 2.4.9. Note: The above specification reference IPC - TM - 650, Method 2.4.9.

尺寸安定性检验方法 Dimensional Stability Test Method

1. 范围 The range:

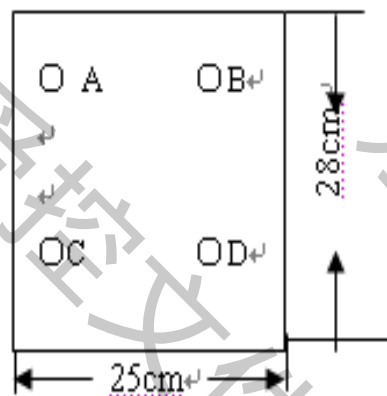
本检验方法适用于本公司产品中覆铜板尺寸安定性之量测。This test method for FCCL measurement of dimensional stability.

2. 检测设备 Testing instruments:

二次元坐标仪、冲孔机、烘箱 Two dimensional coordinate system, punching machine, oven

3. 样品制作 The sample:

裁切尺寸 MD28±1cm×TD25±1cm，并在四个角位置用冲孔机打出四个孔，其尺寸如图所示。Cutting size MD28±1cm×TD25±1cm, and in the four angular position with a punch press four holes, whose dimensions are shown in Figure:



4. 测量 Measure:

a) 对打出的四个孔，分别标以 A. B. C. D. 符号，以二次元测量 A. B. C. D. 四孔之间的距离并记录。The four hole, respectively, marked with A. B. C. D. symbol to the two dimension measurement of the distance between the A. B. C. D. four holes and record.

b) 将样品的铜完全蚀刻掉，以清水清洗 1 分钟后，擦干静放 0.5 小时，样品晾干后，用二次元测量 A. B. C. D. 四孔之间的距离并记录。The samples of the copper is completely etched off to clear water for 1 minutes after cleaning, dry static for 0.5 hours, after the sample dry, with two dimensional measurement of the distance between the A. B. C. D. four holes and records.

公式计算 Formula to calculate:

$$TD = \frac{\left[\frac{(A-B)_F - (A-B)_I}{(A-B)_I} + \frac{(C-D)_F - (C-D)_I}{(C-D)_I} \right]}{2} \times 100\%$$

$$MD = \frac{\left[\frac{(A-C)_F - (A-C)_I}{(A-C)_I} + \frac{(B-D)_F - (B-D)_I}{(B-D)_I} \right]}{2} \times 100\%$$

TD : 横向尺寸变化百分率 Percentage change in lateral dimension

此规格书为东溢公司机密文件且涉及专利保护事宜，未经东溢公司书面签章确认同意严禁转载转发，此规格书中所有条款内容最终解释权归东溢公司所有，特此声明！ Hereby declared that this technical datasheet is a confidential document of Dongyi and involves patent protection matters, reproduction and forwarding without the written permission of Dongyi Company is strictly prohibited, the final interpretation of all the terms and conditions in this technical datasheet belongs to Dongyi.

MD : 纵向尺寸变化百分率 Longitudinal dimension variation
I : 起初(第一次)之距离读数 First distance readings
F : 蚀刻後(第二次)之距离读数 After etching (second times) the distance readings

E:每个样品分别测量三组, 然后取其平均值作为判定标准。Each sample was measured in three groups, and then the average value was taken as the criterion.

注: 以上规范参考 IPC-TM-650, Method 2. 2. 4; Note: The above specification reference IPC - TM - 650, Method 2. 2. 4.